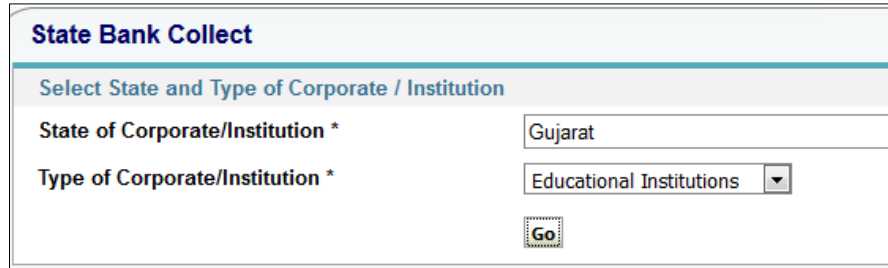


To be a Life Time Member of GTUAA, Please follow the Instructions.

STEP 1.1 :

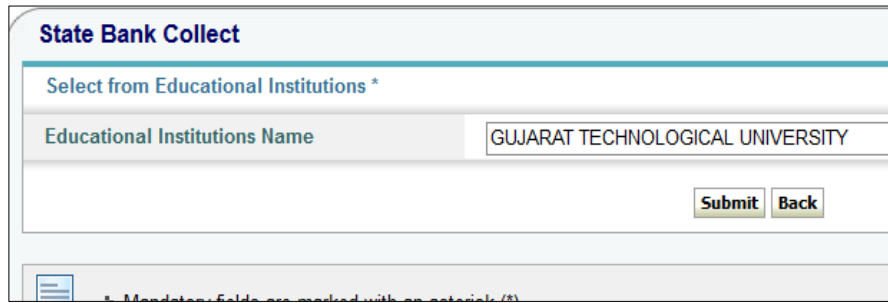
Select State of Institution:
Gujarat and Type of
Educational Institution



The screenshot shows the 'State Bank Collect' interface. At the top, it says 'State Bank Collect'. Below that, there is a section 'Select State and Type of Corporate / Institution'. There are two input fields: 'State of Corporate/Institution *' with 'Gujarat' entered, and 'Type of Corporate/Institution *' with a dropdown menu showing 'Educational Institutions'. A 'Go' button is located at the bottom right of this section.

STEP 1.2 :

Select Name of Institution:
**Gujarat Technological
University**



The screenshot shows the 'State Bank Collect' interface. It says 'State Bank Collect' at the top. Below that, it says 'Select from Educational Institutions *'. There is an input field for 'Educational Institutions Name' with 'GUJARAT TECHNOLOGICAL UNIVERSITY' entered. There are 'Submit' and 'Back' buttons at the bottom right.

STEP 1.3 :

Select Payment Category :
GTU Alumni Association

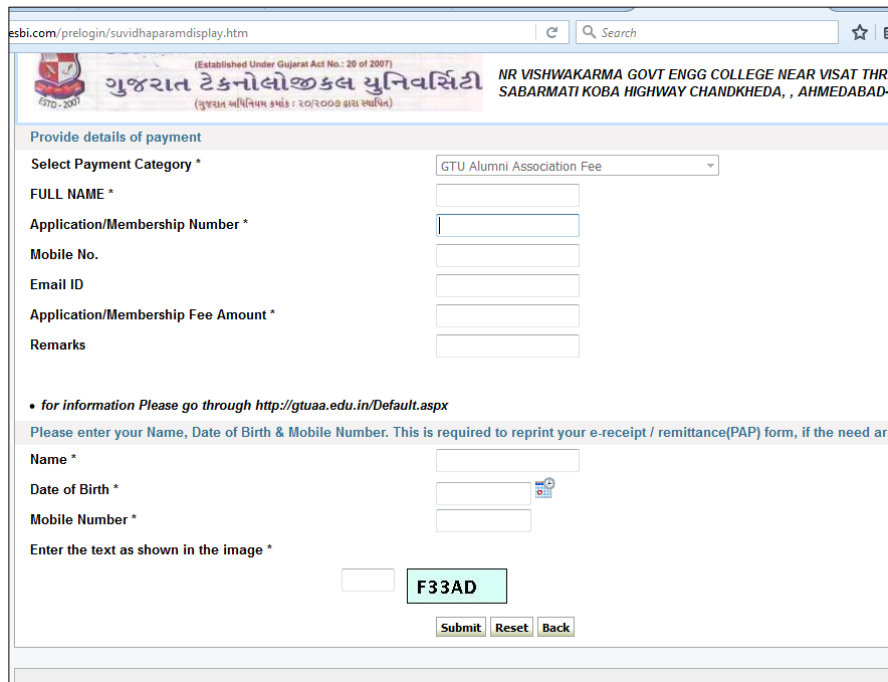


The screenshot shows the 'State Bank Collect' interface. It says 'State Bank Collect' at the top. Below that, there is a banner for 'GUJARAT TECHNOLOGICAL UNIVERSITY' with its logo and name in Gujarati and English. Below the banner, it says 'Provide details of payment'. There is an input field for 'Select Payment Category *' with 'GTU Alumni Association Fee' selected.

STEP 1.4 :

Fill all the details. Entere
you **Enrollment no** at the
place where Application
no / Membership no is
asked and **Rs 200** in
application amount.

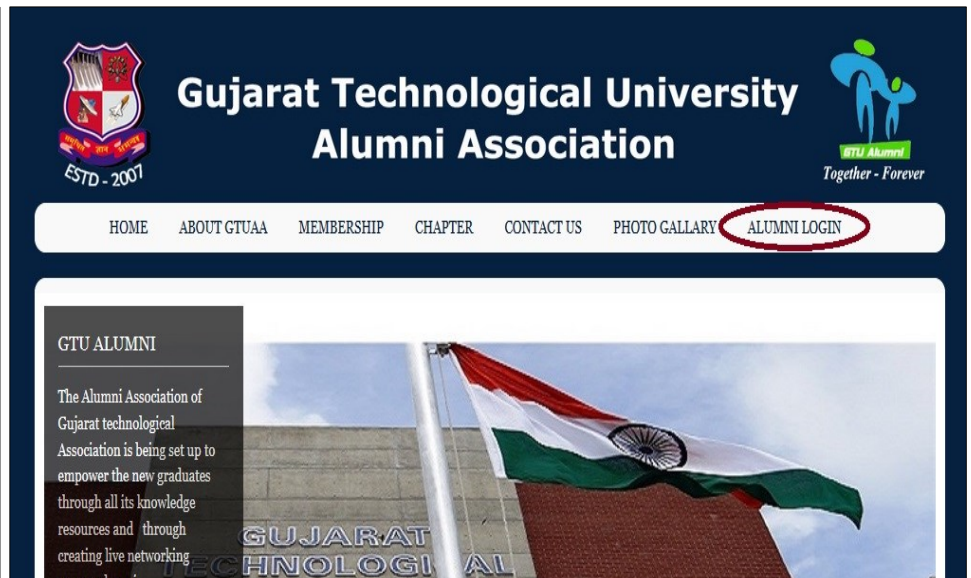
Then follow the process as
per SBI i-connect and get
fund transfer or **DU**
number



The screenshot shows the 'State Bank Collect' interface. It says 'State Bank Collect' at the top. Below that, there is a banner for 'GUJARAT TECHNOLOGICAL UNIVERSITY' with its logo and name in Gujarati and English. Below the banner, it says 'Provide details of payment'. There is an input field for 'Select Payment Category *' with 'GTU Alumni Association Fee' selected. Below that, there are several input fields: 'FULL NAME *', 'Application/Membership Number *', 'Mobile No.', 'Email ID', 'Application/Membership Fee Amount *', and 'Remarks'. Below these fields, there is a note: '* for information Please go through <http://gtuaa.edu.in/Default.aspx>'. Below the note, there is a section for 'Please enter your Name, Date of Birth & Mobile Number. This is required to reprint your e-receipt / remittance(PAP) form, if the need ar'. There are input fields for 'Name *', 'Date of Birth *', and 'Mobile Number *'. Below these fields, there is a section for 'Enter the text as shown in the image *' with a box containing 'F33AD' and 'Submit', 'Reset', and 'Back' buttons.

STEP 2 :

Visit <http://gtuaa.edu.in/>
and click on
Alumni Login



GUJARAT TECHNOLOGICAL UNIVERSITY
ESTD - 2007

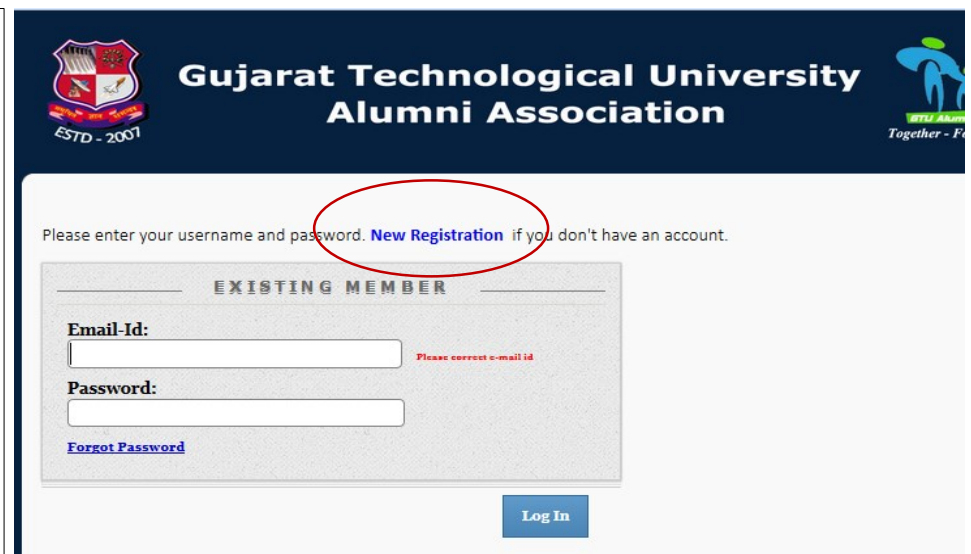
HOME ABOUT GTUAA MEMBERSHIP CHAPTER CONTACT US PHOTO GALLERY **ALUMNI LOGIN**

GTU ALUMNI

The Alumni Association of Gujarat technological Association is being set up to empower the new graduates through all its knowledge resources and through creating live networking

STEP 3 :

Click on
'New Register'
for
fresh registration.



GUJARAT TECHNOLOGICAL UNIVERSITY
ESTD - 2007

GUJARAT TECHNOLOGICAL UNIVERSITY
Alumni Association

Please enter your username and password. **New Registration** if you don't have an account.

EXISTING MEMBER

Email-Id:
 Please correct e-mail id

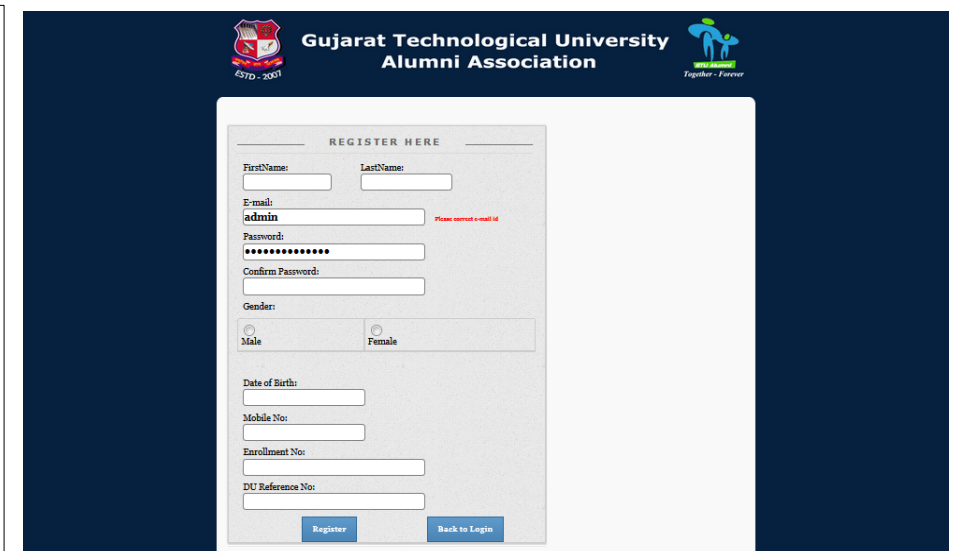
Password:

[Forgot Password](#)

Log In

STEP 4 :

Fill the required details and
click on **Register** and follow
the instruction. Activate
the link send to you and
login again.



GUJARAT TECHNOLOGICAL UNIVERSITY
ESTD - 2007

GUJARAT TECHNOLOGICAL UNIVERSITY
Alumni Association

REGISTER HERE

First Name: Last Name:

E-mail: Please correct e-mail id

Password:

Confirm Password:

Gender:
 Male Female

Date of Birth:

Mobile No:

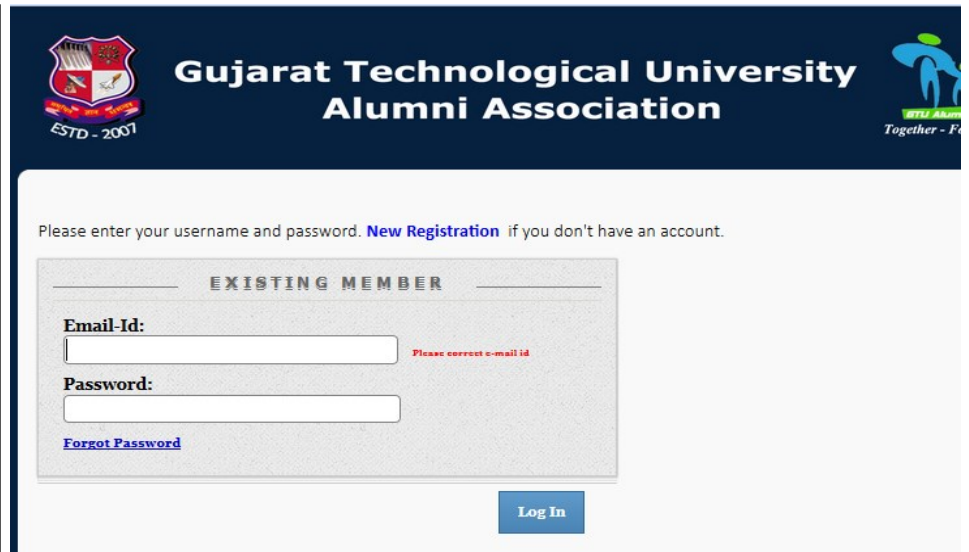
Enrollment No:

DU Reference No:

Register Back to Login

STEP 5 :

Click on the link send to you on your mail. You will be asked to login with your email id and password.



The screenshot shows the login interface for the Gujarat Technological University Alumni Association. At the top, there is a dark blue header with the university's logo on the left, the text "Gujarat Technological University Alumni Association" in the center, and a smaller logo on the right with the tagline "Together - For". Below the header, a light gray box contains the text "Please enter your username and password. [New Registration](#) if you don't have an account." The main login area is titled "EXISTING MEMBER" and features two input fields: "Email-Id:" and "Password:". The "Email-Id:" field has a red error message "Please correct e-mail id" next to it. Below the password field is a blue link for "Forgot Password". A blue "Log In" button is positioned at the bottom right of the login form.

You will see a message “Your application under process”

Your fees details will be verified and after that, you will get your membership number within few days.